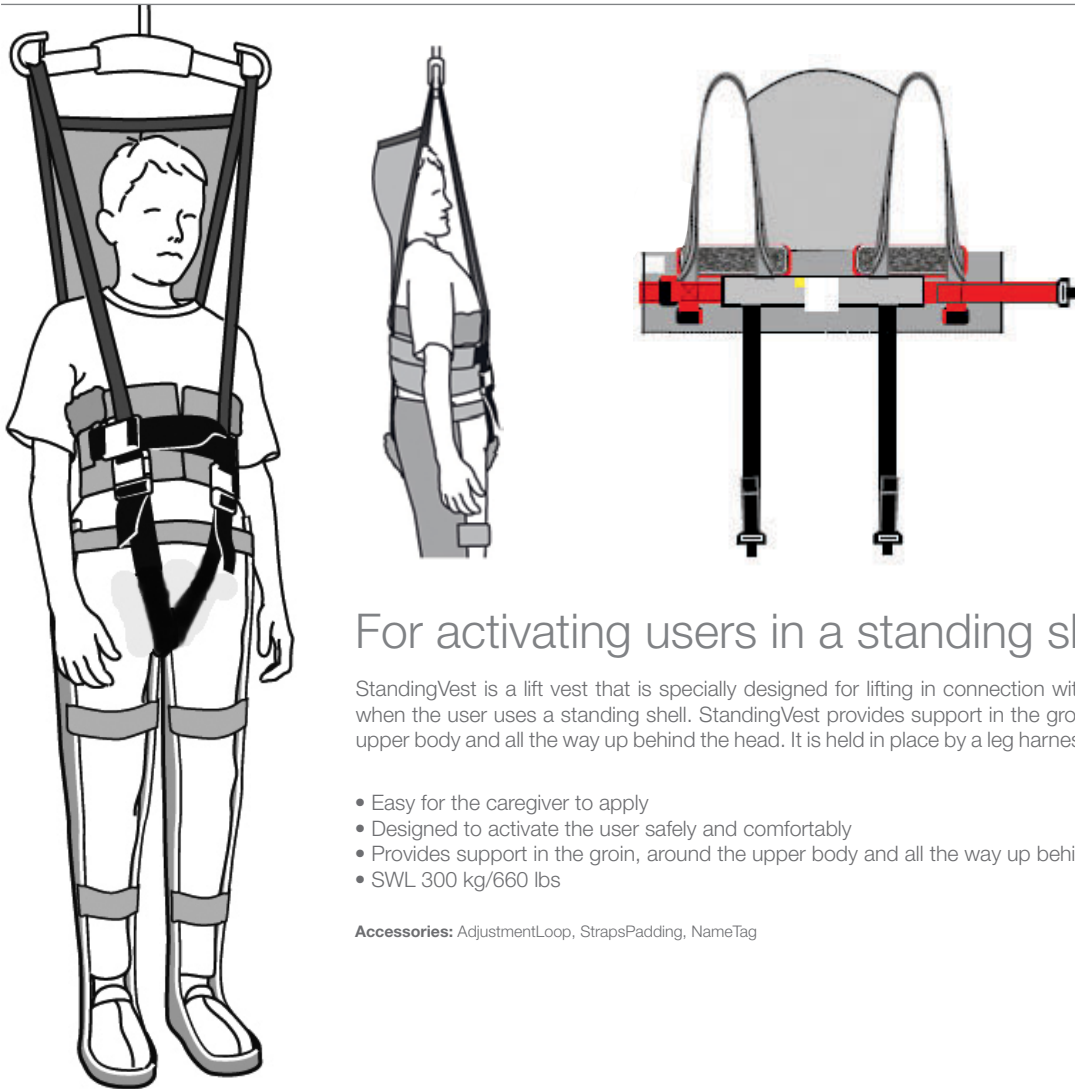


| SystemRoMedic™

Lifting Slings

StandingVest




For activating users in a standing shell.

StandingVest is a lift vest that is specially designed for lifting in connection with gait training when the user uses a standing shell. StandingVest provides support in the groin, around the upper body and all the way up behind the head. It is held in place by a leg harness at the groin.

- Easy for the caregiver to apply
- Designed to activate the user safely and comfortably
- Provides support in the groin, around the upper body and all the way up behind the head
- SWL 300 kg/660 lbs

Accessories: AdjustmentLoop, StrapsPadding, NameTag

Material / Size



WalkingVest



Material / Size



For gait training in combination with a mobile or stationary lift.

WalkingVest is a vest designed for rising and gait training with the help of a stationary or mobile lift. WalkingVest provides support at the groin and is kept in place with a padded leg harness.

- Easy for the caregiver to apply
- Designed for greater safety and security during gait training
- Provides good support in the groin and around the upper body
- SWL 300 kg/660 lbs

Accessories: AdjustmentLoop, StrapsPadding, NameTag



BariVest




For activating extremely large and heavy users.

BariVest is a vest that is designed for rising, standing training and gait training with users weighing 180 kg/397 lbs or more. It can be used in combination with both mobile and stationary lifts, with a four-point sling bar or with BariTurn. BariVest consists of a back section, a front section and a narrower section in the middle to enable a comfortable fit in the groin. It has two sling bar loops, both front and back, as well as belts at three levels.

- Easy for the caregiver to apply
- Designed for greater safety and security during raising, standing training and gait training
- Provides good support in the groin and around the upper body
- Special model for extremely large and heavy users (over 180 kg/397 lbs)
- SWL 570 kg/1250 lbs

Accessories: NameTag, BariVest cover, protective cover for the middle section of BariVest

Material / Size

 Polyester
● and XXXXL



For toileting / Low back



Product name	Size	Rec. user weight	Sling seat measurement	Sling overall height
HygieneSling	XXS	10-30 kg / 22-66 lbs	25 cm / 10"	50 cm / 20"
HygieneSling	XS	25-45 kg / 55-99 lbs	35 cm / 14"	65 cm / 26"
HygieneSling	S	40-60 kg / 88-132 lbs	48 cm / 19"	75 cm / 30"
HygieneSling	M	55-85 kg / 121-187 lbs	55 cm / 22"	87 cm / 35"
HygieneSling	L	75-100 kg / 165-220 lbs	60 cm / 24"	93 cm / 37"
HygieneSling	XL	90-130 kg / 198-287 lbs	80 cm / 31"	95 cm / 37"
HygieneSling	XXL	120-170 kg / 265-376 lbs	90 cm / 35"	95 cm / 37"



Product name	Size	Rec. user weight	Sling seat measurement	Sling overall height
HygieneLBSling	XXS	10-30 kg / 22-66 lbs	25 cm / 10"	92 cm / 36"
HygieneLBSling	XS	25-45 kg / 55-99 lbs	28 cm / 11"	92 cm / 36"
HygieneLBSling	S	40-60 kg / 88-132 lbs	30 cm / 12"	96 cm / 38"
HygieneLBSling	M	55-80 kg / 121-176 lbs	35 cm / 14"	102 cm / 40"
HygieneLBSling	L	75-110 kg / 165-220 lbs	41 cm / 16"	102 cm / 40"
HygieneLBSling	XL	90-130 kg / 198-287 lbs	46 cm / 18"	104 cm / 41"
HygieneLBSling	XXL	120-170 kg / 265-376 lbs	60 cm / 24"	104 cm / 41"

Horizontal lifting / Turning



Product name	Size	Rec. user weight	Length	Width
StretcherSling	one size	50-200 kg / 110-441 lbs	180 cm / 71"	86 cm / 34"
StretcherSling, disposable material	one size	50-200 kg / 110-441 lbs	180 cm / 71"	86 cm / 34"



Product name	Size	Rec. user weight	Length	Width
SafeHandlingSheet	L	50-300 kg / 110-661 lbs	240 cm / 94"	115 cm / 45"
SafeHandlingSheet	XL	50-400 kg / 110-881 lbs	240 cm / 94"	115 cm / 45"
SafeHandlingSheet	XXL	50-570 kg / 110-1257 lbs	240 cm / 94"	130 cm / 51"
SafeHandlingSheet, disposable material	M	50-300 kg / 110-661 lbs	200 cm / 79"	120 cm / 47"

Rising/ Standing with MiniLift



Product name	Size	Rec. user weight	Lift vest width
ThoraxSling	XS	20-50 kg / 44-110 lbs	85 cm / 33"
ThoraxSling	S	30-60 kg / 66-132 lbs	94 cm / 37"
ThoraxSling	M	50-80 kg / 110-176 lbs	104 cm / 41"
ThoraxSling	L	70-110 kg / 154-220 lbs	124 cm / 49"
ThoraxSling	XL	100-150 kg / 220-330 lbs	146 cm / 57"
ThoraxSling	XXL	140-200 kg / 309-441 lbs	170 cm / 67"

Rising/ Standing with RiseUp600EE



Product name	Size	Rec. user weight	Lift vest width
StandUpSling	S	40-65 kg / 88-143 lbs	109 cm / 43"
StandUpSling	M	55-80 kg / 121-176 lbs	121 cm / 48"
StandUpSling	L	75-110 kg / 165-220 lbs	122 cm / 48"
StandUpSling	XL	100-160 kg / 220-353 lbs	136 cm / 54"
StandUpSling	XXL	150-220 kg / 331-485 lbs	166 cm / 65"

Standing / Walking



Product name	Size	Rec. user weight	Lift vest width	Lift vest overall height
StandingVest	XS	15-40 kg / 33-88 lbs	82 cm / 32"	68 cm / 27"
StandingVest	S	20-50 kg / 44-110 lbs	96 cm / 38"	73 cm / 29"
StandingVest	M	40-60 kg / 88-132 lbs	110 cm / 43"	73 cm / 29"
StandingVest	L	50-80 kg / 110-176 lbs	122 cm / 48"	73 cm / 29"
StandingVest	XL	70-100 kg / 154-220 lbs	130 cm / 51"	73 cm / 29"



WalkingVest	XXS	15-40 kg / 33-88 lbs	60 cm / 24"	67 cm / 26"
WalkingVest	XS	25-50 kg / 55-110 lbs	70 cm / 28"	68 cm / 27"
WalkingVest	S	40-60 kg / 88-132 lbs	82 cm / 32"	68 cm / 27"
WalkingVest	M	55-80 kg / 121-176 lbs	96 cm / 37"	73 cm / 29"
WalkingVest	L	75-100 kg / 165-220 lbs	110 cm / 43"	73 cm / 29"
WalkingVest	XL	90-110 kg / 198-243 lbs	122 cm / 48"	73 cm / 29"
WalkingVest	XXL	100-130 kg / 220-287 lbs	142 cm / 56"	75 cm / 30"



BariVest	XXXL	180-300 kg / 397-661 lbs	190-280 / 75-110"	
BariVest	XXXXL	250-570 kg / 551-1257 lbs	230-310 / 91-122"	

Please note!

To determine the most appropriate model, size and material for the individual user, trial fitting of lifting slings is always essential.

The size guide's measurements and recommendations are only intended as an aid to selecting lifting slings.

The lifting sling's seat width gives an indication of how wide the user's hips (trochanter width) can be. The user's trochanter width must be within +/- 10 cm/3.9" of the lifting sling's seat width.

The lift vest's width gives an indication of the girth of the user's trunk. The user's trunk girth must be within +/- 10 cm/3.9" of the lift vest's width.

The lifting sling is too large if the user's seat slides out too far at the lower opening, or if the leg supports slide forward towards the hollows of the user's knees.

The lifting sling is too small if the user's face is too close to the slingbar, if the leg supports chafe at the groin, or if the sling appears to be too tight or feels too tight.

